

Sinexcel

SEC DC FAST CHARGER SERIES

EVERYTHING ABOUT PROFITABILITY AND CHARGING EXPERIENCE

APPLICATIONS



TAXI



BUS



LOGISTIC VEHICLES



RIDE-HAILING



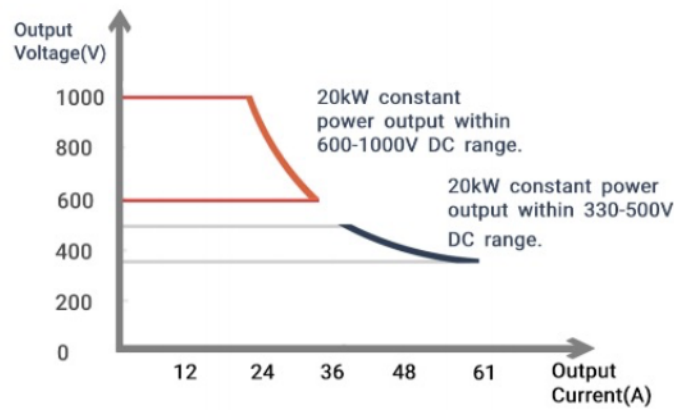
URBAN INTEGRATION



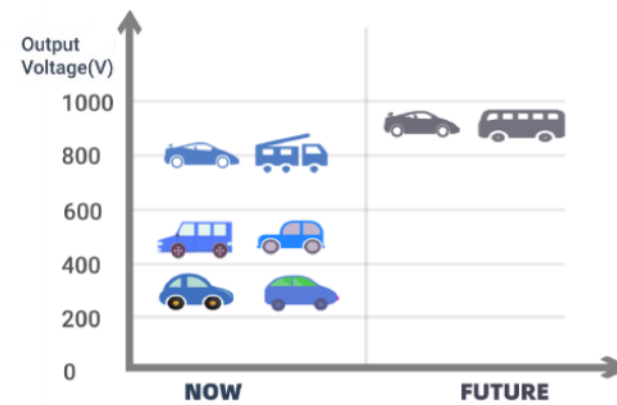
ENTERPRISES



CONSTANT POWER TECHNOLOGY & ULTRA WIDE OUTPUT VOLTAGE RANGE TO MAXIMIZE OPERATING BENEFITS.



Constant power output range curve



200-1000V Output voltage range

01

UP TO TWO VEHICLES CHARGING AT THE SAME TIME

Realize real-time power intelligent dynamic switching.

02

CONSTANT POWER RAPID CHARGING TECHNOLOGY

330-500V, 600-1000V Constant power output segment, Super energy 100% output, to maximize charging revenue.

03

SUPER ROBUST BODY AND LATEST STRUCTURAL DESIGN

Stainless steel body with IP55 protection, to ensure that the SEC-series is weatherproof. The technology inside the body ensures that the SEC-series is future proof.

Sinexcel SEC Series is a modular and scalable fast charging station for electric cars, Using advanced power electronics technology, flexible configuration of double connectors, Meet the mainstream cars demand.

Sinexcel

Everything about profitability and charging experience

EASY INSTALLATION

Top design with rings.

MAXIMIZE THE REVENUE

Simultaneous charging for up to 2 electric vehicles, with CCS, CHAdeMO.

ROBUST BODY

All-weather powder-coated stainless steel enclosure.

7" LCD TOUCHSCREEN

with high brightness and graphical visualization of the charging process.



HIGH STABILITY INSIDE THE SYSTEM

AC sampling, DC sampling, Vehicle communication, Power allocation, Data monitoring.

EFFICIENT COOLING SYSTEM

Using powerful cooling fans, high efficiency and low noise, to provide guarantee for the long-term stable operation of the equipment.

SINEXCEL 20kW POWER MODULES

With ultra wide Output voltage range 200V-1000V and constant power technology, to support increasing demand for EVs.

KEY CHARACTERISTICS

INPUT VOLTAGE

400V±15% VAC
50 ~ 60Hz

WEIGHT

≤465KG

PEAK EFFICIENCY

94%

PROTECTION GRADE

IP55/IK10

NOISE

≤65dB

OPERATING TEMPERATURE

-30~+65°C,
Derating output above 50°C

DIMENSIONS

W1000*D700*H2000



SPECIFICATIONS

Power Factor: 0.99

Communication protocol: OCPP1.6J/2.0(Upgrade)

Humidity: 5%~95%

Altitude: <2000m

Cooling method: Air Cooling

Standard: IEC 61851/ IEC 62196

BENEFITS AT A GLANCE >>



Smart charging

Intelligent control of power module startup, high conversion efficiency, reducing operator investment.



Now and Future Winners

Using constant power technology, Highest voltage range up to 1000V, Upgradable to newest standards.



Flexible and convenient

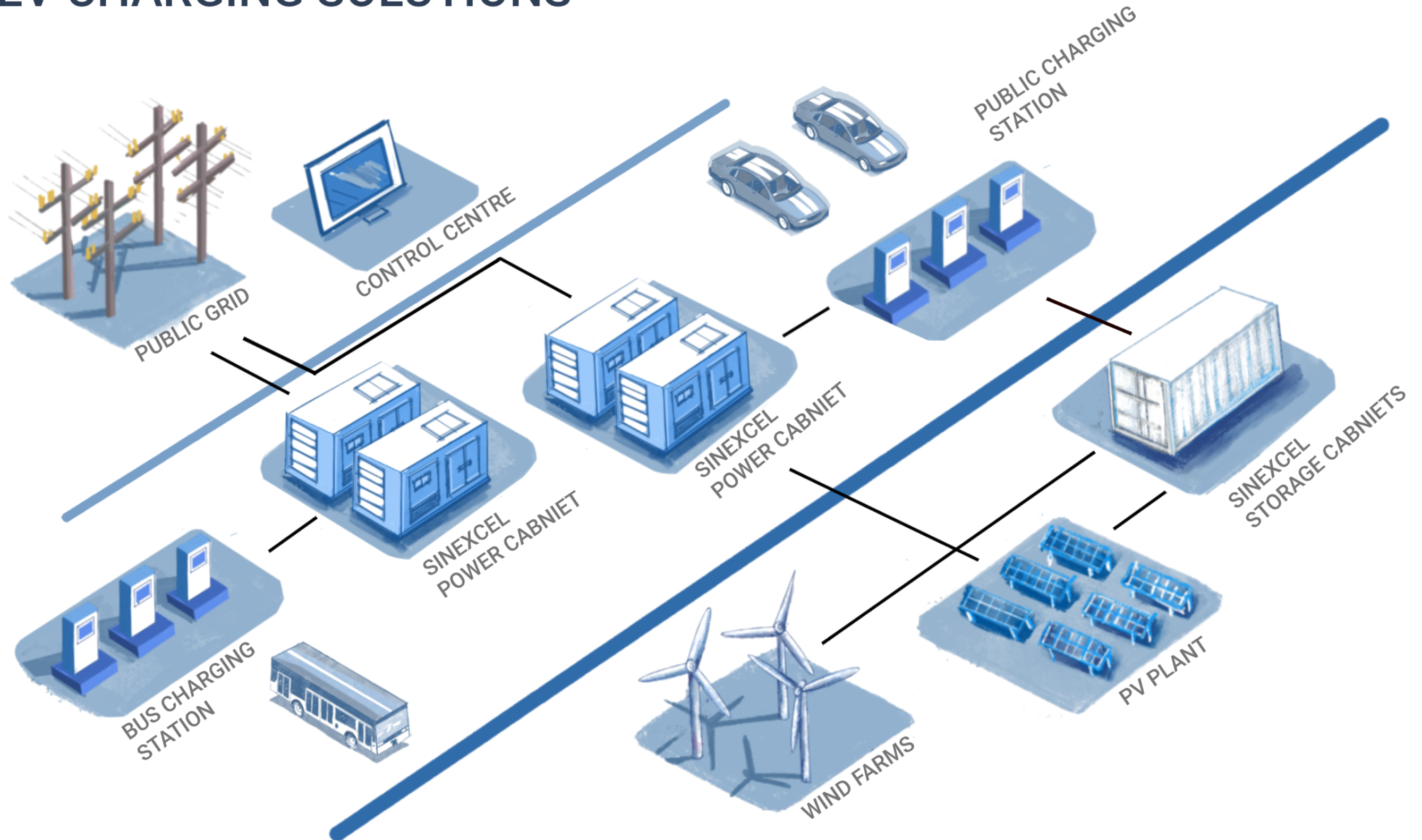
Various product configuration options
Full scale from 60 to 160 kW
For profitability & charging experience.



Reliable and Robust

Excellent product quality
Robust metal construction
Long-life components.

EV CHARGING SOLUTIONS



SUCCESSFUL CASES

Compatible with the vast majority of voltage platforms and vehicle charging requirement from now to future.



Public Charging Station



Xin'an Park charging Station



Battery swap station Station



BP Public Charging Station



XiaoJu Public Charging Station

ABOUT SINEXCEL



800+ EMPLOYEES

With 200+ R&D engineers.



10+YEARS

Since 2010, Sinexcel focus on R&D and production of EV charger module.



PUBLIC LISTED

Stock Code: 300693,
Growth Enterprise Market
of China.



GLOBAL APPLICATIONS

20KW EV Charger Module
adaptation temperature
range: -30°C to 50°C

BUSINESS & OFFICES



EV CHARGER MODULE

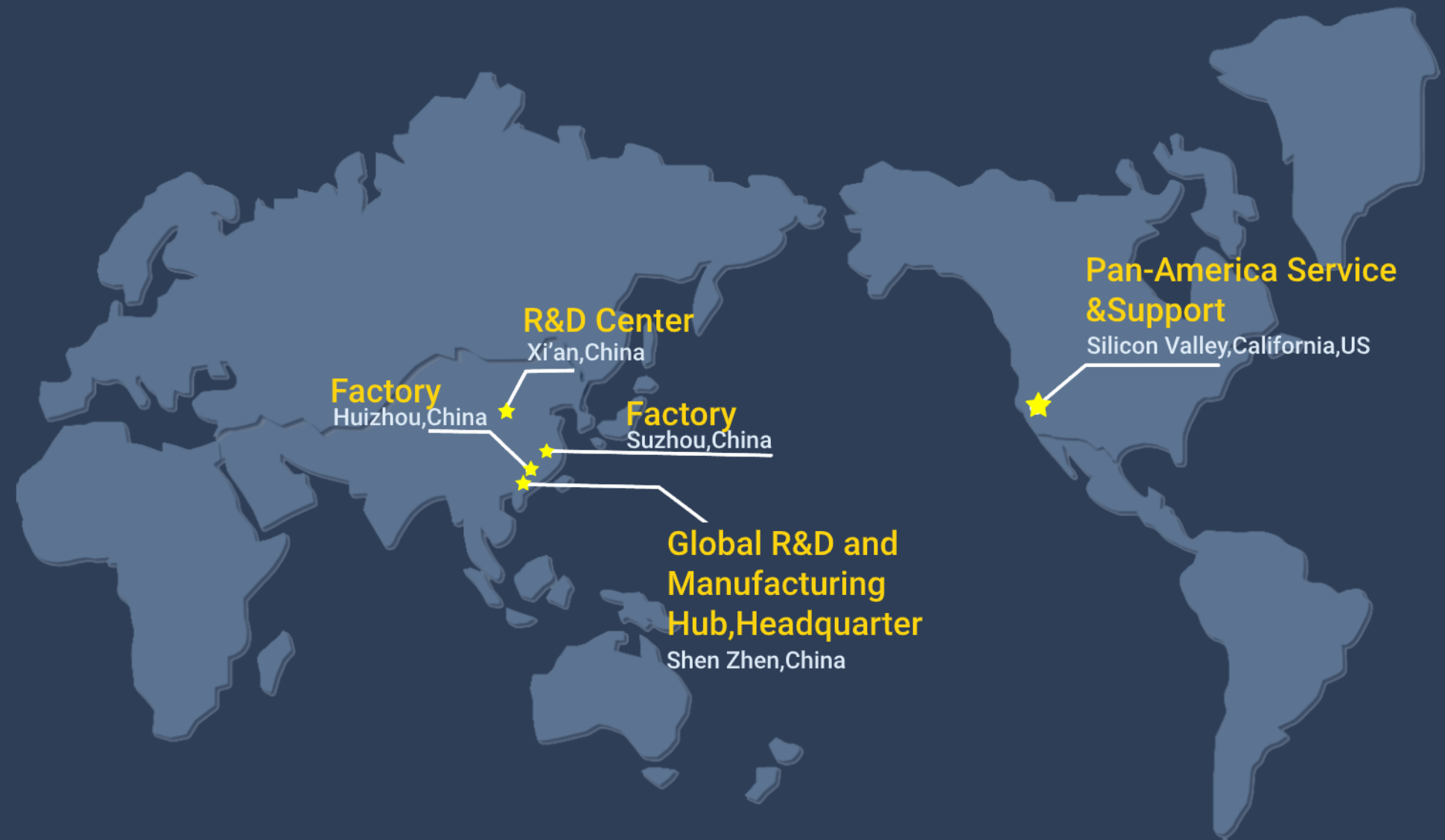
330000+

EV FAST CHARGERS

20000+

COUNTRIES

50+



Shenzhen Sinexcel Electric Co., Ltd.
Address: 6th Building, 2nd Distric, Baiwangxin High-tech Industry Park, Songbai Road, Nanshan District, Shenzhen

Sinexcel

Tel: +86-0755-8651158
Fax:0755-86513100
Website:<http://en.sinexcel.com/>